





# 33 GRAN PREMIO DE CAMIONES


Race 3



**Circuito del Jarama 3850 m**  
**ROUND 8: Jarama (ESP)**  
**5.-6. October 2019**

**wige SOLUTIONS**





# 33 GRAN PREMIO DE CAMIONES

Circuito del Jarama, length 3850 m

5.-6. October 2019

FIA European Truck Racing Championship

## Provisional Result Race 3,

FIA-Visa.No.: 8ETRC- ESP 20.09.201

started : 18      classified : 16      not classified : 2


Pos	No.	Cl.	Name (NAT) Entrant (NAT)	Make Team	Laps	Total km/h	GAP Diff	Fastest km/h	In Lap
1	55		Adam LACKO (CZE) Buggyra Racing (CZE)	FREIGHTLINER BUGGYRA Racing 1969	12	24:07.428 114.907		1:59.014 116.457	3
2	1		Jochen HAHN (DEU) Jochen Hahn (DEU)	IVECO Die Bullen von IVECO Magirus	12	24:07.787 114.879	00.359	1:59.034 116.437	3
3	23		Antonio ALBACETE (ESP) Truck Sport Lutz Bernau (DEU)	MAN Löwen Power	12	24:08.327 114.836	00.899	1:59.388 116.092	7
4	30		Sascha LENZ (DEU) Sascha Lenz (DEU)	MAN Löwen Power	12	24:18.189 114.059	10.761	1:59.690 115.799	3
5	5		Norbert KISS (HUN) Tankpool 24 Racing (DEU)	MERCEDES BENZ Tankpool 24 Racing	12	24:18.347 114.047	10.919	1:59.206 116.269	2
6	44		Stephanie HALM (DEU) TEAM SCHWABENTRUCK RACING (DEU)	IVECO Die Bullen von IVECO Magirus	12	24:19.037 113.993	11.609	1:59.711 115.779	2
7	24		Fabio CITIGNOLA (DEU) Tankpool 24 Racing (DEU)	MERCEDES BENZ Tankpool 24 Racing	12	24:25.334 113.503	17.906	2:00.977 114.567	4
8	77		Rene REINERT (DEU) René Reinert (DEU)	IVECO	12	24:28.638 113.248	21.210	2:01.145 114.408	3
9	11		Andre KURSİM (DEU) André Kursim (DEU)	IVECO	12	24:45.824 111.938	38.396	2:02.104 113.510	5
10	37		Terry GIBBON (GBR) Terry Gibbon (GBR)	MAN	12	24:46.883 111.858	39.455	2:02.618 113.034	11
11	7		Jamie ANDERSON (GBR) Jamie Anderson (GBR)	MAN	12	24:47.230 111.832	39.802	2:02.151 113.466	9
12	64		Luis RECUENCO (ESP) Truck Sport Lutz Bernau (DEU)	MAN	12	24:47.625 111.802	40.197	2:01.945 113.658	9
13	38		José Eduardo Teixeir J.E.RODRIGUES (PRT) José Eduardo Teixeira Rodrigues (PRT)	MAN Reboconort Truck Racing Team	12	24:48.963 111.702	41.535	2:01.989 113.617	4
14	14		José J.RODRIGUES (PRT) José Fernando de Araujo Rodrigues (PRT)	MAN Reboconort Truck Racing Team	12	24:59.438 110.922	52.010	2:00.322 115.191	2
15	15	RBR	Erwin KLEINNAGELVOORT (NLD) Erwin Klein Nagelvoort (NLD)	SCANIA	12	25:29.339 108.753	1:21.911 29.901	2:02.776 112.889	6
16	19		Dominique ORSINI (FRA) Dominique Orsini (FRA)	MERCEDES BENZ	12	25:54.066 107.022	1:46.638 24.727	2:07.240 108.928	2
<b>DID NOT CLASSIFY</b>									
22			Oliver JANES (GBR) Buggyra Racing (CZE)	FREIGHTLINER BUGGYRA Racing 1969	7	14:35.072 110.871	5 laps	2:02.859 112.812	4
6			Anthony A.JANIEC (FRA) Lion Truck Racing (FRA)	MAN	7	14:40.238 110.220	5 laps	2:01.964 113.640	4

fastest lap: 55 LACKO Adam 1:59.014 =116.457 km/h

TRUCK # 14 - 30 SEC.TIME PENALTY (OVERSPEEDING)

FIA Race Director:  Tony IDDON	Stewards:	FIA Chief Timekeeper: 	Publication time: 13:23 6.10.2019
--------------------------------------	-----------	---------------------------	---

Subject to final scrutineering !




Timekeeping and Dataservice: wige SOLUTIONS GmbH & Co. KG, Meckenheim (GER)

wige SOLUTIONS Chief timekeeping: Robin Werner, Bremen (GER), yasin.oezer@wige.de

Page 1

printed : 6.10.2019 - 13:16



# 33 GRAN PREMIO DE CAMIONES

Circuito del Jarama, length 3850 m

5.-6. October 2019

FIA European Truck Racing Championship

## GRAMMER Truck Cup Result Race 3,

started : 18      classified : 16      not classified : 2

FIA-Visa.No.: 8ETRC-ESP 20.09.201

Pos	No.	Cl.	Name (NAT) Entrant (NAT)	Make Team	Laps	Total km/h	GAP Diff	Fastest km/h	In Lap
1	24		Fabio CITIGNOLA (DEU) Tankpool 24 Racing (DEU)	MERCEDES BENZ Tankpool 24 Racing	12	24:25.334 113.503		2:00.977 114.567	4
2	37		Terry GIBBON (GBR) Terry Gibbon (GBR)	MAN	12	24:46.883 111.858	21.549 +21.549	2:02.618 113.034	11
3	7		Jamie ANDERSON (GBR) Jamie Anderson (GBR)	MAN	12	24:47.230 111.832	21.896 +00.347	2:02.151 113.466	9
4	64		Luis RECUENCO (ESP) Truck Sport Lutz Bernau (DEU)	MAN	12	24:47.625 111.802	22.291 +00.395	2:01.945 113.658	9
5	38		José Eduardo Teixeir J.E.RODRIGUES (PRT) José Eduardo Teixeira Rodrigues (PRT)	MAN Reboconort Truck Racing Team	12	24:48.963 111.702	23.629 +01.338	2:01.989 113.617	4
6	15	RBR	Erwin KLEINNAGELVOORT (NLD) Erwin Klein Nagelvoort (NLD)	SCANIA	12	25:29.339 108.753	1:04.005 +40.376	2:02.776 112.889	6
7	19		Dominique ORSINI (FRA) Dominique Orsini (FRA)	MERCEDES BENZ	12	25:54.066 107.022	1:28.732 +24.727	2:07.240 108.928	2
<b>DID NOT CLASSIFY</b>									
	22		Oliver JANES (GBR) Buggyra Racing (CZE)	FREIGHTLINER BUGGYRA Racing 1969	7	14:35.072 110.871	5 Laps 5 Laps	2:02.859 112.812	4

fastest lap: 55 LACKO Adam 1:59.014 =116.457 km/h

TRUCK # 14 -30 SEC TIME PENALTY (OVERSPEEDING)

FIA Race Director:  Tony Iddon	Stewards:	FIA Chief Timekeeper:  Yasin Özer	Publication time: 6.10.2019
--------------------------------------	-----------	---	--------------------------------

Subject to final scrutineering !





# 33 GRAN PREMIO DE CAMIONES

Circuito del Jarama, length 3850 m

5.-6. October 2019

FIA European Truck Racing Championship

## Best Sector Times Race 3

FIA-Visa.No.: 8ETRC-ESP 20.09.201

Pos.	sector 1		sector 2		sector 3		theoretical and best lap time						
	No	Driver	Time	No	Driver	Time	No	Driver	theoretical	Best	Pos		
1	55	LACKO A.	46.955	1	HAHN J.	38.437	23	ALBACETE A.	33.196	55	LACKO A.	1:58.954	1:59.014
2	5	KISS N.	47.013	55	LACKO A.	38.589	5	KISS N.	33.309	1	HAHN J.	1:58.989	1:59.034
3	30	LENZ S.	47.161	30	LENZ S.	38.616	1	HAHN J.	33.387	5	KISS N.	1:59.206	1:59.206
4	1	HAHN J.	47.165	23	ALBACETE A.	38.687	44	HALM S.	33.405	23	ALBACETE A.	1:59.207	1:59.388
5	23	ALBACETE A.	47.324	44	HALM S.	38.743	55	LACKO A.	33.410	30	LENZ S.	1:59.295	1:59.690
6	24	CITIGNOLA F.	47.485	5	KISS N.	38.884	11	KURSIM A.	33.477	44	HALM S.	1:59.665	1:59.711
7	44	HALM S.	47.517	14	J.RODRIGUES J.	38.917	30	LENZ S.	33.518	14	J.RODRIGUES J.	2:00.169	2:00.322
8	14	J.RODRIGUES J.	47.625	11	KURSIM A.	39.224	14	J.RODRIGUES J.	33.627	24	CITIGNOLA F.	2:00.674	2:00.977
9	77	REINERT R.	47.651	77	REINERT R.	39.226	77	REINERT R.	33.831	77	REINERT R.	2:00.708	2:01.145
10	64	RECUENCO L.	47.863	7	ANDERSON J.	39.306	24	CITIGNOLA F.	33.880	11	KURSIM A.	2:00.992	2:02.104
11	38	J.E.RODRIGUES J.	47.992	24	CITIGNOLA F.	39.309	64	RECUENCO L.	33.933	64	RECUENCO L.	2:01.349	2:01.945
12	7	ANDERSON J.	48.128	6	A.JANIEC A.	39.470	7	ANDERSON J.	33.970	7	ANDERSON J.	2:01.404	2:02.151
13	6	A.JANIEC A.	48.267	22	JANES O.	39.541	22	JANES O.	33.972	38	J.E.RODRIGUES J.	2:01.750	2:01.989
14	11	KURSIM A.	48.291	64	RECUENCO L.	39.553	6	A.JANIEC A.	34.061	6	A.JANIEC A.	2:01.798	2:01.964
15	37	GIBBON T.	48.371	37	GIBBON T.	39.600	37	GIBBON T.	34.106	22	JANES O.	2:01.979	2:02.859
16	22	JANES O.	48.466	15	KLEINNAGELVOOR'	39.632	38	J.E.RODRIGUES J.	34.116	37	GIBBON T.	2:02.077	2:02.618
17	15	KLEINNAGELVOOR'	48.546	38	J.E.RODRIGUES J.	39.642	15	KLEINNAGELVOOR'	34.344	15	KLEINNAGELVOOR'	2:02.522	2:02.776
18	19	ORSINI D.	49.484	19	ORSINI D.	41.492	19	ORSINI D.	35.967	19	ORSINI D.	2:06.943	2:07.240



# 33 GRAN PREMIO DE CAMIONES

Circuito del Jarama, length 3850 m


5.-6. October 2019

FIA European Truck Racing Championship

Fastest Lap in Race 3,

FIA-Visa.No.: 8ETRC- ESP 20.09.201

RG.	No.	Driver	Entrant	Time	IN.	DIFF	INT	KM/H	at
1	55	LACKO A (CZE)	Buggyra Racing (CZE)	1:59.014	3		00.020	116.457	12:54:28
2	1	HAHN J (DEU)	Jochen Hahn (DEU)	1:59.034	3	00.020	00.172	116.437	12:54:28
3	5	KISS N (HUN)	Tankpool 24 Racing (DEU)	1:59.206	2	00.192	00.182	116.269	12:52:32
4	23	ALBACETE A (ESP)	Truck Sport Lutz Bernau (DEU)	1:59.388	7	00.374	00.302	116.092	13:02:29
5	30	LENZ S (DEU)	Sascha Lenz (DEU)	1:59.690	3	00.676	00.021	115.799	12:54:30
6	44	HALM S (DEU)	TEAM SCHWABENTRUCK RACING (L)	<u>1:59.711</u>	2	00.697	00.611	115.779	12:52:33
7	14	J.RODRIGUES J (PRT)	José Fernando de Araujo Rodrigues (P)	2:00.322	2	01.308	00.655	115.191	12:52:38
8	24	CITIGNOLA F (DEU)	Tankpool 24 Racing (DEU)	<u>2:00.977</u>	4	01.963	00.168	114.567	12:56:38
9	77	REINERT R (DEU)	René Reinert (DEU)	2:01.145	3	02.131	00.800	114.408	12:54:38
10	64	RECUENCO L (ESP)	Truck Sport Lutz Bernau (DEU)	2:01.945	9	02.931	00.019	113.658	13:07:06
11	6	A.JANIEC A (FRA)	Lion Truck Racing (FRA)	2:01.964	4	02.950	00.025	113.640	12:56:49
12	38	J.E.RODRIGUES J (PRT)	José Eduardo Teixeira Rodrigues (PRT)	<u>2:01.989</u>	4	02.975	00.115	113.617	12:56:51
13	11	KURSIM A (DEU)	André Kursim (DEU)	2:02.104	5	03.090	00.047	113.510	12:58:50
14	7	ANDERSON J (GBR)	Jamie Anderson (GBR)	2:02.151	9	03.137	00.467	113.466	13:07:06
15	37	GIBBON T (GBR)	Terry Gibbon (GBR)	2:02.618	11	03.604	00.158	113.034	13:11:10
16	15	KLEINNAGELVOORT E (P)	Erwin Klein Nagelvoort (NLD)	2:02.776	6	03.762	00.083	112.889	13:00:52
17	22	JANES O (GBR)	Buggyra Racing (CZE)	<u>2:02.859</u>	4	03.845	04.381	112.812	12:56:50
18	19	ORSINI D (FRA)	Dominique Orsini (FRA)	2:07.240	2	08.226		108.928	12:52:53



# 33 GRAN PREMIO DE CAMIONES

Circuito del Jarama, length 3850 m

5.-6. October 2019

FIA European Truck Racing Championship

## Lap Analysis Race 3,

FIA-Visa.No.: 8ETRC-ESP 20.09.201

### 1 Jochen HAHN , IVECO / DEU

Theoretische Bestzeit: 1:58.98

Lap	Time	S1	S2	S3	Lap	Time	S1	S2	S3
1	2:03.086	51.140	38.482	33.464	7	1:59.950	47.511	38.797	33.642
2	1:59.443	47.320	38.486	33.637	8	2:00.721	47.887	38.892	33.942
3	<b>1:59.034</b>	<b>47.165</b>	<b>38.437</b>	33.432	9	2:01.033	48.302	38.989	33.742
4	1:59.311	47.369	38.555	<b>33.387</b>	10	2:01.744	48.557	39.258	33.929
5	1:59.951	47.908	38.599	33.444	11	2:01.615	48.449	39.158	34.008
6	1:59.976	47.575	38.767	33.634	12	2:01.923	48.585	39.060	34.278

### 5 Norbert KISS , MERCEDES BENZ / HUN

Theoretische Bestzeit: 1:59.20

Lap	Time	S1	S2	S3	Lap	Time	S1	S2	S3
1	2:06.321	53.765	39.125	33.431	7	2:00.914	47.906	39.314	33.694
2	<b>1:59.206</b>	<b>47.013</b>	<b>38.884</b>	<b>33.309</b>	8	2:00.930	47.527	39.205	34.198
3	1:59.865	47.058	39.306	33.501	9	2:02.498	49.171	39.252	34.075
4	1:59.827	47.032	39.240	33.555	10	2:02.404	48.583	39.303	34.518
5	1:59.980	47.089	39.247	33.644	11	2:02.452	48.783	39.577	34.092
6	2:01.151	47.770	39.707	33.674	12	2:02.799	48.952	39.710	34.137

### 6 Anthony A.JANIEC , MAN / FRA

Theoretische Bestzeit: 2:01.79

Lap	Time	S1	S2	S3	Lap	Time	S1	S2	S3
1	2:14.309	59.088	40.881	34.340	5	2:02.317	48.430	39.713	34.174
2	2:03.191	48.899	40.231	<b>34.061</b>	6	2:02.948	48.451	40.065	34.432
3	2:02.981	49.134	39.500	34.347	7	2:12.528	48.439	40.338	43.751
4	<b>2:01.964</b>	<b>48.267</b>	<b>39.470</b>	34.227					

### 7 Jamie ANDERSON , MAN / GBR

Theoretische Bestzeit: 2:01.40

Lap	Time	S1	S2	S3	Lap	Time	S1	S2	S3
1	2:12.602	58.014	40.561	34.027	7	2:04.493	49.140	40.527	34.826
2	2:03.577	49.945	39.626	34.006	8	2:02.325	48.801	39.343	34.181
3	2:05.308	49.959	41.379	<b>33.970</b>	9	<b>2:02.151</b>	<b>48.126</b>	39.376	34.647
4	2:02.614	48.342	39.892	34.380	10	2:02.538	48.265	39.848	34.425
5	2:03.408	49.155	39.821	34.432	11	2:02.408	48.333	39.400	34.675
6	2:02.492	48.535	<b>39.306</b>	34.651	12	2:03.314	48.600	39.764	34.950

### 11 Andre KURSIM , IVECO / DEU

Theoretische Bestzeit: 2:00.99

Lap	Time	S1	S2	S3	Lap	Time	S1	S2	S3
1	2:12.851	59.711	39.663	<b>33.477</b>	7	2:03.036	48.851	40.043	34.142
2	2:02.518	49.516	<b>39.224</b>	33.778	8	2:03.335	48.861	39.984	34.490
3	2:03.088	49.110	39.976	34.002	9	2:03.145	48.899	40.022	34.224
4	2:02.824	48.810	40.167	33.847	10	2:03.408	48.871	40.052	34.485
5	<b>2:02.104</b>	<b>48.291</b>	39.378	34.435	11	2:03.602	49.187	39.989	34.426
6	2:02.725	48.712	39.860	34.153	12	2:03.188	48.602	40.168	34.418

### 14 José J.RODRIGUES , MAN / PRT

Theoretische Bestzeit: 2:00.16

Lap	Time	S1	S2	S3	Lap	Time	S1	S2	S3
1	2:10.733	56.644	40.140	33.949	7	2:01.689	48.206	39.586	33.897
2	<b>2:00.322</b>	47.778	<b>38.917</b>	<b>33.627</b>	8	2:01.545	47.824	39.718	34.003
3	2:00.621	47.646	39.269	33.706	9	2:02.122	48.111	39.935	34.076
4	2:01.519	<b>47.625</b>	39.314	34.580	10	2:02.661	48.245	39.893	34.523
5	2:01.473	47.926	39.541	34.006	11	2:02.896	48.940	39.916	34.040
6	2:01.371	47.884	39.687	33.800	12	2:02.486	48.128	40.086	34.272

### 15 Erwin KLEINAGELVOORT , SCANIA / NLD

Theoretische Bestzeit: 2:02.52

Lap	Time	S1	S2	S3	Lap	Time	S1	S2	S3
1	2:10.390	55.452	40.414	34.524	7	2:03.077	48.824	39.756	34.497
2	2:03.874	49.567	39.907	34.400	8	2:04.809	49.841	40.282	34.686
3	2:03.096	48.640	39.997	34.459	9	2:09.741	<b>48.546</b>	40.074	
4	2:02.933	48.551	39.893	34.489	10	2:37.648	1:22.068	40.647	34.933
5	2:02.814	48.674	<b>39.632</b>	34.508	11	2:03.855	48.773	40.309	34.773
6	<b>2:02.776</b>	48.620	39.812	<b>34.344</b>	12	2:04.326	49.240	40.293	34.793





# 33 GRAN PREMIO DE CAMIONES

Circuito del Jarama, length 3850 m

5.-6. October 2019

FIA European Truck Racing Championship

## Lap Analysis Race 3,

FIA-Visa.No.: 8ETRC-ESP 20.09.201

### 19 Dominique ORSINI , MERCEDES BENZ / FRA

Theoretische Bestzeit: 2:06.94

Lap	Time	S1	S2	S3	Lap	Time	S1	S2	S3
1	2:19.261	1:00.921	42.064	36.276	7	2:07.904	49.739	42.171	35.994
2	<b>2:07.240</b>	49.781	<b>41.492</b>	<b>35.967</b>	8	2:09.422	50.538	42.247	36.637
3	2:07.733	49.505	42.232	35.996	9	2:08.031	50.215	41.779	36.037
4	2:08.359	49.980	42.164	36.215	10	2:09.060	50.362	42.007	36.691
5	2:09.060	50.165	42.514	36.381	11	2:09.344	50.345	42.550	36.449
6	2:08.310	<b>49.484</b>	42.105	36.721	12	2:10.342	50.288	43.664	36.390

### 22 Oliver JANES , FREIGHTLINER / GBR

Theoretische Bestzeit: 2:01.97

Lap	Time	S1	S2	S3	Lap	Time	S1	S2	S3
1	2:13.721	58.442	41.197	34.082	5	2:03.251	49.042	39.668	34.541
2	2:03.179	49.046	39.982	34.151	6	2:02.877	<b>48.466</b>	<b>39.541</b>	34.870
3	2:03.859	49.099	40.788	<b>33.972</b>	7	2:05.326	49.096	40.444	35.786
4	<b>2:02.859</b>	48.650	39.938	34.271					

### 23 Antonio ALBACETE , MAN / ESP

Theoretische Bestzeit: 1:59.20

Lap	Time	S1	S2	S3	Lap	Time	S1	S2	S3
1	2:04.450	52.376	38.878	<b>33.196</b>	7	<b>1:59.388</b>	47.369	38.761	33.258
2	1:59.539	<b>47.324</b>	<b>38.687</b>	33.528	8	1:59.926	47.418	38.873	33.635
3	1:59.833	47.344	38.961	33.528	9	2:01.147	48.507	38.910	33.730
4	1:59.701	47.449	38.846	33.406	10	2:01.524	48.440	39.229	33.855
5	1:59.680	47.406	38.887	33.387	11	2:01.790	48.699	39.089	34.002
6	1:59.584	47.366	38.764	33.454	12	2:01.765	48.621	39.107	34.037

### 24 Fabio CITIGNOLA , MERCEDES BENZ / DEU

Theoretische Bestzeit: 2:00.67

Lap	Time	S1	S2	S3	Lap	Time	S1	S2	S3
1	2:08.288	54.323	39.734	34.231	7	2:01.525	47.817	39.523	34.185
2	2:00.990	47.801	<b>39.309</b>	<b>33.880</b>	8	2:01.547	47.832	39.677	34.038
3	2:01.226	47.591	39.557	34.078	9	2:01.654	48.017	39.679	33.958
4	<b>2:00.977</b>	<b>47.485</b>	39.487	34.005	10	2:01.565	47.852	39.597	34.116
5	2:01.563	47.738	39.752	34.073	11	2:02.187	48.114	39.795	34.278
6	2:01.380	47.850	39.595	33.935	12	2:02.432	48.207	39.922	34.303

### 30 Sascha LENZ , MAN / DEU

Theoretische Bestzeit: 1:59.29

Lap	Time	S1	S2	S3	Lap	Time	S1	S2	S3
1	2:03.709	51.575	<b>38.616</b>	<b>33.518</b>	7	2:00.799	47.961	38.984	33.854
2	1:59.970	47.462	38.648	33.860	8	2:01.233	47.675	39.122	34.436
3	<b>1:59.690</b>	<b>47.161</b>	38.954	33.575	9	2:02.401	49.012	39.119	34.270
4	2:00.787	47.414	38.677	34.696	10	2:02.480	48.513	39.265	34.702
5	2:00.546	47.718	38.940	33.888	11	2:02.379	48.659	39.390	34.330
6	2:01.267	48.161	39.207	33.899	12	2:02.928	48.806	39.698	34.424

### 37 Terry GIBBON , MAN / GBR

Theoretische Bestzeit: 2:02.07

Lap	Time	S1	S2	S3	Lap	Time	S1	S2	S3
1	2:11.590	56.337	40.107	35.146	7	2:03.020	48.708	39.970	34.342
2	2:03.434	48.753	40.039	34.642	8	2:04.023	49.179	40.253	34.591
3	2:03.305	49.050	39.931	34.324	9	2:03.821	48.788	40.143	34.890
4	2:02.785	48.795	39.884	<b>34.106</b>	10	2:02.977	48.447	40.388	34.142
5	2:03.170	49.303	<b>39.600</b>	34.267	11	<b>2:02.618</b>	<b>48.371</b>	39.640	34.607
6	2:02.752	48.480	39.928	34.344	12	2:03.388	48.586	39.876	34.926

### 38 José Eduardo Teixeir J.E.RODRIGUES , MAN / PRT

Theoretische Bestzeit: 2:01.75

Lap	Time	S1	S2	S3	Lap	Time	S1	S2	S3
1	2:15.114	1:00.238	40.182	34.694	7	2:02.417	48.213	<b>39.642</b>	34.562
2	2:03.336	48.748	40.272	34.316	8	2:03.244	49.079	39.784	34.381
3	2:04.485	48.740	41.049	34.696	9	2:02.753	48.558	39.702	34.493
4	<b>2:01.989</b>	<b>47.992</b>	39.645	34.352	10	2:02.110	48.262	39.648	34.200
5	2:03.373	48.603	40.141	34.629	11	2:02.503	48.386	39.737	34.380
6	2:04.579	48.829	41.634	<b>34.116</b>	12	2:03.060	48.669	39.769	34.622



# 33 GRAN PREMIO DE CAMIONES

Circuito del Jarama, length 3850 m

5.-6. October 2019

FIA European Truck Racing Championship

Lap Analysis Race 3,

FIA-Visa.No.: 8ETRC- ESP 20.09.201

## 44 Stephanie HALM , IVECO / DEU

Theoretische Bestzeit: 1:59.66

Lap	Time	S1	S2	S3	Lap	Time	S1	S2	S3
1	2:06.963	54.099	39.396	33.468	7	2:00.853	48.014	39.054	33.785
2	<b>1:59.711</b>	47.563	<b>38.743</b>	<b>33.405</b>	8	2:01.171	47.969	39.073	34.129
3	1:59.942	<b>47.517</b>	38.806	33.619	9	2:02.292	48.949	39.245	34.098
4	2:00.214	47.555	38.889	33.770	10	2:01.951	48.619	39.287	34.045
5	2:00.483	47.759	39.044	33.680	11	2:02.054	48.717	39.316	34.021
6	2:01.061	47.913	39.232	33.916	12	2:02.342	48.761	39.411	34.170

## 55 Adam LACKO , FREIGHTLINER / CZE

Theoretische Bestzeit: 1:58.95

Lap	Time	S1	S2	S3	Lap	Time	S1	S2	S3
1	2:02.674	50.519	38.745	<b>33.410</b>	7	1:59.957	47.385	38.947	33.625
2	1:59.392	47.251	38.629	33.512	8	2:00.483	47.623	39.090	33.770
3	<b>1:59.014</b>	<b>46.955</b>	<b>38.589</b>	33.470	9	2:01.220	48.396	38.860	33.964
4	1:59.517	47.121	38.842	33.554	10	2:01.442	48.350	39.286	33.806
5	1:59.839	47.505	38.825	33.509	11	2:01.974	48.631	39.275	34.068
6	1:59.990	47.355	38.980	33.655	12	2:01.926	48.382	39.213	34.331

## 64 Luis RECUENCO , MAN / ESP

Theoretische Bestzeit: 2:01.34

Lap	Time	S1	S2	S3	Lap	Time	S1	S2	S3
1	2:15.868	1:01.607	40.320	33.941	7	2:02.808	<b>47.863</b>	40.194	34.751
2	2:02.833	48.885	39.891	34.057	8	2:02.608	49.000	39.619	33.989
3	2:04.636	48.831	40.930	34.875	9	<b>2:01.945</b>	48.179	<b>39.553</b>	34.213
4	2:02.017	48.103	39.715	34.199	10	2:02.614	48.492	39.754	34.368
5	2:03.278	48.436	40.281	34.561	11	2:02.877	48.513	39.848	34.516
6	2:03.404	48.728	40.743	<b>33.933</b>	12	2:02.737	48.365	39.744	34.628

## 77 Rene REINERT , IVECO / DEU

Theoretische Bestzeit: 2:00.70

Lap	Time	S1	S2	S3	Lap	Time	S1	S2	S3
1	2:08.548	54.593	40.124	<b>33.831</b>	7	2:01.602	48.094	39.616	33.892
2	2:01.392	48.189	<b>39.226</b>	33.977	8	2:01.742	47.889	39.767	34.086
3	<b>2:01.145</b>	47.734	39.566	33.845	9	2:02.066	47.992	39.965	34.109
4	2:01.516	<b>47.651</b>	39.389	34.476	10	2:02.682	48.183	39.810	34.689
5	2:01.324	48.057	39.386	33.881	11	2:02.568	48.397	39.939	34.232
6	2:01.604	48.004	39.704	33.896	12	2:02.449	48.216	39.734	34.499





# 33 GRAN PREMIO DE CAMIONES

Circuito del Jarama, length 3850 m

5.-6. October 2019

FIA European Truck Racing Championship

Lap by Lap Race 3,

FIA-Visa.No.: 8ETRC-ESP 20.09.201

1 Jochen HAHN , IVECO TITAN / DEU															
1	2:03.086	2	1:59.443	3	1:59.034	4	1:59.311	5	1:59.951	6	1:59.976	7	1:59.950	8	2:00.721
9	2:01.033	10	2:01.744	11	2:01.615	12	2:01.923								

5 Norbert KISS , MERCEDES BENZ TITAN / HUN															
1	2:06.321	2	1:59.206	3	1:59.865	4	1:59.827	5	1:59.980	6	2:01.151	7	2:00.914	8	2:00.930
9	2:02.498	10	2:02.404	11	2:02.452	12	2:02.799								

6 Anthony A.JANIEC , MAN TITAN / FRA															
1	2:14.309	2	2:03.191	3	2:02.981	4	2:01.964	5	2:02.317	6	2:02.948	7	2:12.528		

7 Jamie ANDERSON , MAN CHROME / GBR															
1	2:12.602	2	2:03.577	3	2:05.308	4	2:02.614	5	2:03.408	6	2:02.492	7	2:04.493	8	2:02.325
9	2:02.151	10	2:02.538	11	2:02.408	12	2:03.314								

11 Andre KURSIM , IVECO TITAN / DEU															
1	2:12.851	2	2:02.518	3	2:03.088	4	2:02.824	5	2:02.104	6	2:02.725	7	2:03.036	8	2:03.335
9	2:03.145	10	2:03.408	11	2:03.602	12	2:03.188								

14 José J.RODRIGUES , MAN TITAN / PRT															
1	2:10.733	2	2:00.322	3	2:00.621	4	2:01.519	5	2:01.473	6	2:01.371	7	2:01.689	8	2:01.545
9	2:02.122	10	2:02.661	11	2:02.896	12	2:02.486								

15 Erwin KLEINNAGELVOORT , SCANIA CHROME / NLD															
1	2:10.390	2	2:03.874	3	2:03.096	4	2:02.933	5	2:02.814	6	2:02.776	7	2:03.077	8	2:04.809
pit	2:09.741	10	2:37.648	11	2:03.855	12	2:04.326								

19 Dominique ORSINI , MERCEDES BENZ CHROME / FRA															
1	2:19.261	2	2:07.240	3	2:07.733	4	2:08.359	5	2:09.060	6	2:08.310	7	2:07.904	8	2:09.422
9	2:08.031	10	2:09.060	11	2:09.344	12	2:10.342								

22 Oliver JANES , FREIGHTLINER CHROME / GBR															
1	2:13.721	2	2:03.179	3	2:03.859	4	2:02.859	5	2:03.251	6	2:02.877	7	2:05.326		

23 Antonio ALBACETE , MAN TITAN / ESP															
1	2:04.450	2	1:59.539	3	1:59.833	4	1:59.701	5	1:59.680	6	1:59.584	7	1:59.388	8	1:59.926
9	2:01.147	10	2:01.524	11	2:01.790	12	2:01.765								


24 Fabio CITIGNOLA , MERCEDES BENZ CHROME / DEU															
1	2:08.288	2	2:00.990	3	2:01.226	4	2:00.977	5	2:01.563	6	2:01.380	7	2:01.525	8	2:01.547
9	2:01.654	10	2:01.565	11	2:02.187	12	2:02.432								

30 Sascha LENZ , MAN TITAN / DEU															
1	2:03.709	2	1:59.970	3	1:59.690	4	2:00.787	5	2:00.546	6	2:01.267	7	2:00.799	8	2:01.233
9	2:02.401	10	2:02.480	11	2:02.379	12	2:02.928								

37 Terry GIBBON , MAN CHROME / GBR															
1	2:11.590	2	2:03.434	3	2:03.305	4	2:02.785	5	2:03.170	6	2:02.752	7	2:03.020	8	2:04.023
9	2:03.821	10	2:02.977	11	2:02.618	12	2:03.388								



# 33 GRAN PREMIO DE CAMIONES

Circuito del Jarama, length 3850 m

5.-6. October 2019

FIA European Truck Racing Championship

Lap by Lap Race 3,

FIA-Visa.No.: 8ETRC-ESP 20.09.201

38 José Eduardo Teixeir J.E.RODRIGUES , MAN CHROME / PRT															
1	2:15.114	2	2:03.336	3	2:04.485	4	2:01.989	5	2:03.373	6	2:04.579	7	2:02.417	8	2:03.244
9	2:02.753	10	2:02.110	11	2:02.503	12	2:03.060								

44 Stephanie HALM , IVECO TITAN / DEU															
1	2:06.963	2	1:59.711	3	1:59.942	4	2:00.214	5	2:00.483	6	2:01.061	7	2:00.853	8	2:01.171
9	2:02.292	10	2:01.951	11	2:02.054	12	2:02.342								

55 Adam LACKO , FREIGHTLINER TITAN / CZE															
1	2:02.674	2	1:59.392	3	1:59.014	4	1:59.517	5	1:59.839	6	1:59.990	7	1:59.957	8	2:00.483
9	2:01.220	10	2:01.442	11	2:01.974	12	2:01.926								

64 Luis RECUENCO , MAN CHROME / ESP															
1	2:15.868	2	2:02.833	3	2:04.636	4	2:02.017	5	2:03.278	6	2:03.404	7	2:02.808	8	2:02.608
9	2:01.945	10	2:02.614	11	2:02.877	12	2:02.737								

77 Rene REINERT , IVECO TITAN / DEU															
1	2:08.548	2	2:01.392	3	2:01.145	4	2:01.516	5	2:01.324	6	2:01.604	7	2:01.602	8	2:01.742
9	2:02.066	10	2:02.682	11	2:02.568	12	2:02.449								


(008) ETRC Jarama

FIA European Truck Racing Championship



Lapchart: FIA European Truck Racing Championship I

POS	1	2	3	4	5	6	7	8	9	10	11	12	13	14	15	16	17	18
LAP1	55	1	30	23	5	44	24	77	15	14	37	7	11	22	6	38	64	
LAP2	55	1	30	23	5	44	24	77	14	15	37	11	7	22	6	38	64	
LAP3	55	1	30	23	5	44	24	77	14	15	37	11	6	22	7	38	64	
LAP4	55	1	23	30	5	44	24	77	14	15	37	11	6	22	7	38	64	
LAP5	55	1	23	30	5	44	24	77	14	15	11	37	6	22	7	38	64	
LAP6	55	1	23	30	5	44	24	77	14	15	11	37	6	22	7	64	38	
LAP7	55	1	23	30	5	44	24	77	14	15	11	37	7	64	22	38	6	
LAP8	55	1	23	30	5	44	24	77	14	11	15	37	7	64	38	19		
LAP9	55	1	23	30	5	44	24	77	14	11	37	7	64	38	15	19		
LAP10	55	1	23	30	5	44	24	77	14	11	37	7	64	38	15	19		
LAP11	55	1	23	30	5	44	24	77	14	11	37	7	64	38	15	19		
LAP12	55	1	23	30	5	44	24	77	14	11	37	7	64	38	15	19		



# 33 GRAN PREMIO DE CAMIONES

Circuito del Jarama, length 3850 m

5.-6. October 2019

## FIA European Truck Racing Championship Championship 2019

FIA-Visa.No.: 8ETRC-ESP 20.09.201

POS	#	NAME / NATION	SUM	Misano (TA) 1	Misano (TA) 2	Misano (TA) 3	Misano (TA) 4	Hungaroring (HUN) 1	Hungaroring (HUN) 2	Hungaroring (HUN) 3	Hungaroring (HUN) 4	Slovakia (SVK) 1	Slovakia (SVK) 2	Slovakia (SVK) 3	Slovakia (SVK) 4	Nürburgring (DEU) 1	Nürburgring (DEU) 2	Nürburgring (DEU) 3	Nürburgring (DEU) 4	Most (CZE) 1	Most (CZE) 2	Most (CZE) 3	Most (CZE) 4	Zolder (BEL) 1	Zolder (BEL) 2	Zolder (BEL) 3	Zolder (BEL) 4	Le Mans (FRA) 1	Le Mans (FRA) 2	Le Mans (FRA) 3	Le Mans (FRA) 4	Jarama (ESP) 1	Jarama (ESP) 2	Jarama (ESP) 3	Jarama (ESP) 4			
1	1	Jochen HAHN / DEU	361	20	12	10	20	5	20	7	20	6	20	4	20	8	20	5	20	7	20	7	20	3	20	3	20	5	20	5	12	9	20	8	15			
2	23	Antonio ALBACETE / ESP	261	12	9	8	5	15	4	10	8	3	4	10	15	4	15	8	10	9	10	9	10	7	6	10	12	6	15	6	15	5	15	9	12			
3	55	Adam LACKO / CZE	255	15	7	15	7	3	6	6	12	8	10	7	6	10	12	4	15	8	15	8	12	6	15	10	8	20	6	8	5	20	5	20	6	20		
4	44	Stephanie HALM / DEU	204	8	8	2	6	8	8	15	6	15	9	12	6	6	6	6	12	5	12	5	6	9	10	6	8	9	6	8	10	6	10	6	10	6		
5	30	Sascha LENZ / DEU	187	6	3	6	9	4	10	4	10	10	3	8	10	9	10	3	12	5	6	6	3	5	15	4	10	10	12	7	10	4	10	12	7	10		
6	5	Norbert KISS / HUN	180	10	4	20	6	6	12	5	8	7	8	9	12	4	10	4	10	10	10	10	8	8	12	7	6	10	8	10	8	10	8	10	8	10	8	
7	77	Rene REINERT / DEU	146	4	10	10	4	3	9	8	9	3	15	5	3	6	6	3	6	6	6	10	10	4	8	9	6	10	8	7	3	2	3	2	3	2		
8	11	Andre KURSIM / DEU	134	5	10	7	4	10	2	2	2	4	6	10	4	7	2	2	8	4	4	4	2	2	4	8	9	6	10	8	7	3	2	3	2	3	2	
9	14	José J.RODRIGUES / PRT	67	3	3	12	2	2	3	3	3	5	2	3	1	1	1	1	2	2	2	2	2	2	3	4	3	4	2	4	6	4	6	4	6	4	6	
10	7	Jamie ANDERSON / GBR	42	2	2	1	1	2	1	4	1	1	1	1	1	1	1	1	2	2	2	2	2	3	4	3	4	2	3	4	2	3	4	2	3	4	2	
11	22	Oliver JONES / GBR	30	2	2	1	1	2	1	1	1	1	1	1	1	1	1	1	1	1	1	1	1	1	1	1	1	1	1	1	1	1	1	1	1	1	1	1
12	27	Gerhard KÖRBER / DEU	28	-	-	-	-	-	-	-	-	-	-	-	-	-	-	-	-	-	-	-	-	-	-	-	-	-	-	-	-	-	-	-	-	-	-	-
13	64	Luis RECUNCO / ESP	25	3	6	1	1	1	1	1	1	1	1	1	1	1	1	1	1	1	1	1	1	1	1	1	1	1	1	1	1	1	1	1	1	1	1	1
14	6	Anthony A.JANIEC / FRA	24	1	4	8	-	-	-	-	-	-	-	-	-	-	-	-	-	-	-	-	-	-	-	-	-	-	-	-	-	-	-	-	-	-	-	-
15	37	Terry GIBBON / GBR	14	-	-	-	-	2	1	-	-	-	-	-	-	-	-	-	-	-	-	-	-	-	-	-	-	-	-	-	-	-	-	-	-	-	-	-
16	17	Shane BRERETON / GBR	10	-	-	-	-	-	-	-	-	-	-	-	-	-	-	-	-	-	-	-	-	-	-	-	-	-	-	-	-	-	-	-	-	-	-	-
17	24	Fabio CITIGNOLA / DEU	10	-	-	-	-	-	-	-	-	-	-	-	-	-	-	-	-	-	-	-	-	-	-	-	-	-	-	-	-	-	-	-	-	-	-	-
18	21	Thomas ROBINEAU / FRA	4	1	-	-	-	-	-	-	-	2	2	-	-	-	-	-	-	-	-	-	-	-	-	-	-	-	-	-	-	-	-	-	-	-	-	-
19	38	José Eduardo Teixeira J.E.RODRIGUES / PRT	1	-	-	-	-	-	-	-	-	-	-	-	-	-	-	-	-	-	-	-	-	-	-	-	-	-	-	-	-	-	-	-	-	-	-	-
20	15	Erwin KLEINAGELVOORT / NLD	1	-	-	-	-	-	-	-	-	-	-	-	-	-	-	-	-	-	-	-	-	-	-	-	-	-	-	-	-	-	-	-	-	-	-	-
21	38	Eduardo E.RODRIGUES / PRT	1	-	-	-	-	-	-	-	-	-	-	-	-	-	-	-	-	-	-	-	-	-	-	-	-	-	-	-	-	-	-	-	-	-	-	-

Points for Race 3 at Jarama are awarded based on the provisional result.

wige SOLUTIONS  
Timekeeping and Dataservice: wige SOLUTIONS GmbH & Co. KG, Meckenheim (GER)  
Chief timekeeping: Robin Werner, Bremen (GER), yasin.oezer@wige.de



# 33 GRAN PREMIO DE CAMIONES

Circuito del Jarama, length 3850 m

5.-6. October 2019

FIA European Truck Racing Championship


TEAM TITLE 2019

FIA-Visa.No.: 8ETRC-ESP 20.09.201

RG	TEAM	SUM	Misano (ITA) 1	Misano (ITA) 2	Misano (ITA) 3	Misano (ITA) 4	Hungaroring (HUN) 1	Hungaroring (HUN) 2	Hungaroring (HUN) 3	Hungaroring (HUN) 4	Slovakia (SVK) 1	Slovakia (SVK) 2	Slovakia (SVK) 3	Slovakia (SVK) 4	Nürburging (DEU) 1	Nürburging (DEU) 2	Nürburging (DEU) 3	Nürburging (DEU) 4	Most (CZE) 1	Most (CZE) 2	Most (CZE) 3	Most (CZE) 4	Zolder (BEL) 1	Zolder (BEL) 2	Zolder (BEL) 3	Zolder (BEL) 4	Le Mans (FRA) 1	Le Mans (FRA) 2	Le Mans (FRA) 3	Le Mans (FRA) 4	Jarama (ESP) 1	Jarama (ESP) 2	Jarama (ESP) 3	Jarama (ESP) 4	
1	Die Bullen von IVECO Magirus	610	28	13	16	17	30	16	35	17	35	15	35	11	20	14	23	8	32	14			28	16	30	14	28	17	20	17	30	10	21		
2	Löwen Power	498	18	16	18	15	21	16	11	16	10	15	14	18	25	14	25	15	11	17			16	13	10	17	27	14	25	16	27	16	22		
3	BUGGYRA Racing 1969	386	19	13	18	12	4	9	11	4	18	10	16	11	12	14	16	7	21	12			18	10	21	5	14	13	26	12	11	9	20		
4	Tankpool 24 Racing	269	11	8	22	3	11	11	16	9	12	11	13	9	12	10	14	6	6				12	9	16	9	2	3	4	2	6	10	12		
5	Reboconort Truck Racing Team	187	5	5	7	7	14	3	8	8	3	3	2	3	9	10	7	8	11	6			7	6	3	4	9	7	5	7	6	9	5		

Points for Race 3 at Jarama are awarded based on the provisional result.

wige SOLUTIONS  
 Timekeeping and Dataservice: wige SOLUTIONS GmbH & Co. KG, Meckenheim (GER)  
 Chief timekeeping: Robin Werner, Bremen (GER), yasin.oezer@wige.de



# 33 GRAN PREMIO DE CAMIONES

Circuito del Jarama, length 3850 m

5.-6. October 2019

## FIA European Truck Racing Championship GRAMMER Truck Cup Classification

FIA-Visa.No.: 8ETRC-ESP 20.09.201

POS	#	NAME (NAT)	SUM	Misano (ITA) 1	Misano (ITA) 2	Misano (ITA) 3	Misano (ITA) 4	Hungaroring (HUN) 1	Hungaroring (HUN) 2	Hungaroring (HUN) 3	Hungaroring (HUN) 4	Slovakaring (SVK) 1	Slovakaring (SVK) 2	Slovakaring (SVK) 3	Slovakaring (SVK) 4	Nürburgring (DEU) 1	Nürburgring (DEU) 2	Nürburgring (DEU) 3	Nürburgring (DEU) 4	Most (CZE) 1	Most (CZE) 2	Most (CZE) 3	Most (CZE) 4	Zolder (BEL) 1	Zolder (BEL) 2	Zolder (BEL) 3	Zolder (BEL) 4	Le Mans (FRA) 1	Le Mans (FRA) 2	Le Mans (FRA) 3	Le Mans (FRA) 4	Jarama (ESP) 1	Jarama (ESP) 2	Jarama (ESP) 3	Jarama (ESP) 4			
1	22	Oliver JANES (GBR)	311	15	9	20	9	20	8	10	9	15	6	15	8	6	4	15	9	15	10	9	15	10	15	8	12	8	12	9	20	9	15	10				
2	7	Jamie ANDERSON (GBR)	283	8		15	10	6	20	10																												
3	64	Luis RECUENCO (ESP)	265	20	10	6	5	15	9	8	8	20	8	12	9	10	9	12	5	12	5																	
4	37	Terry GIBBON (GBR)	192	-	-	-	-	12	10	15						12	7		7	20	10																	
5	24	Fabio CITIGNOLA (DEU)	184	4	7	10	8	10	7	12	6	12	9	10					8	10	6	8																
6	38	José Eduardo Teixeira J.E.RODRIGUES (PRT)	125	10	8	8	6	-	-	-	-	-	-	-	-	4	3	6	4																			
7	15	Erwin KLEINMAGELVOORT (NLD)	100	-	-	-	-	-	-	-	-	-	-	-	-	2	5	4	2	4	6																	
8	21	Thomas ROBINEAU (FRA)	83	12		12	7									20	6	20	6																			
9	38	Eduardo E.RODRIGUES (PRT)	73	-	-	-	-	8	5	6	7	10	7	8	7	-	-	-	-	8	7																	
10	19	Dominique ORSINI (FRA)	69	6	6	4		6	4	4	5	8	5																									
11	20	Téo CALVET (FRA)	34	-	-	-	-	-	-	-	-	-	-	-	-																							
12	9	Frantisek VOJTISEK (CZE)	6	-	-	-	-	-	-	-	-	-	-	-	-	8	8	10	8																			
13	25	Heinrich-Clemens HECKER (DEU)	6	-	-	-	-	-	-	-	-	-	-	-	-	3			3																			
14	39	Franck CONTI (FRA)	3	-	-	-	-	-	-	-	-	-	-	-	-	1	2	3																				
15	75	Jennifer J.JANIEC (FRA)	2	-	-	-	-	-	-	-	-	-	-	-	-																							

Points for Race 3 at Jarama are awarded based on the provisional result.

Timekeeping and Dataservice: wige SOLUTIONS GmbH & Co. KG, Meckenheim (GER)

wige SOLUTIONS

Chief timekeeping: Robin Werner, Bremen (GER), yasin.oezer@wige.de